



lumini Solucoes em Iluminacao LTDA
www.lumini.com.br
Email: laboratorio@lumini.com.br
Tel: +55 11 3437-5555 Fax: +55 11 3437-5555
Address: Rua Ferreira Viana, 716 - Socorro - São Paulo/SP

lumini

LumCAT:

Luminaire: mini eye r 12V fm

LampCAT: modulo led 4W 27K 12Vdc irc 90

Ballast type: led line driver 12Vdc

Report No:

Voltage(V): 126.0000

Test No:

Current(A): 0.0530

Number of Lamps: 1

Power (W): 6.6780

Lamp flux(lm): 311.0

PF: 0.0000

Length(mm): 34

Width(mm): 34

Phm Type: C

Height(mm): 0

Photometric Results

Lumens(lm): 189.44, Efficiency(%): 60.91% , Luminous Efficacy(lm/W): 28.37

Central intensity(cd): 762.260, Maximum intensity(cd): 762.260

Angle of maximum intensity: C=0.0 γ =0.0

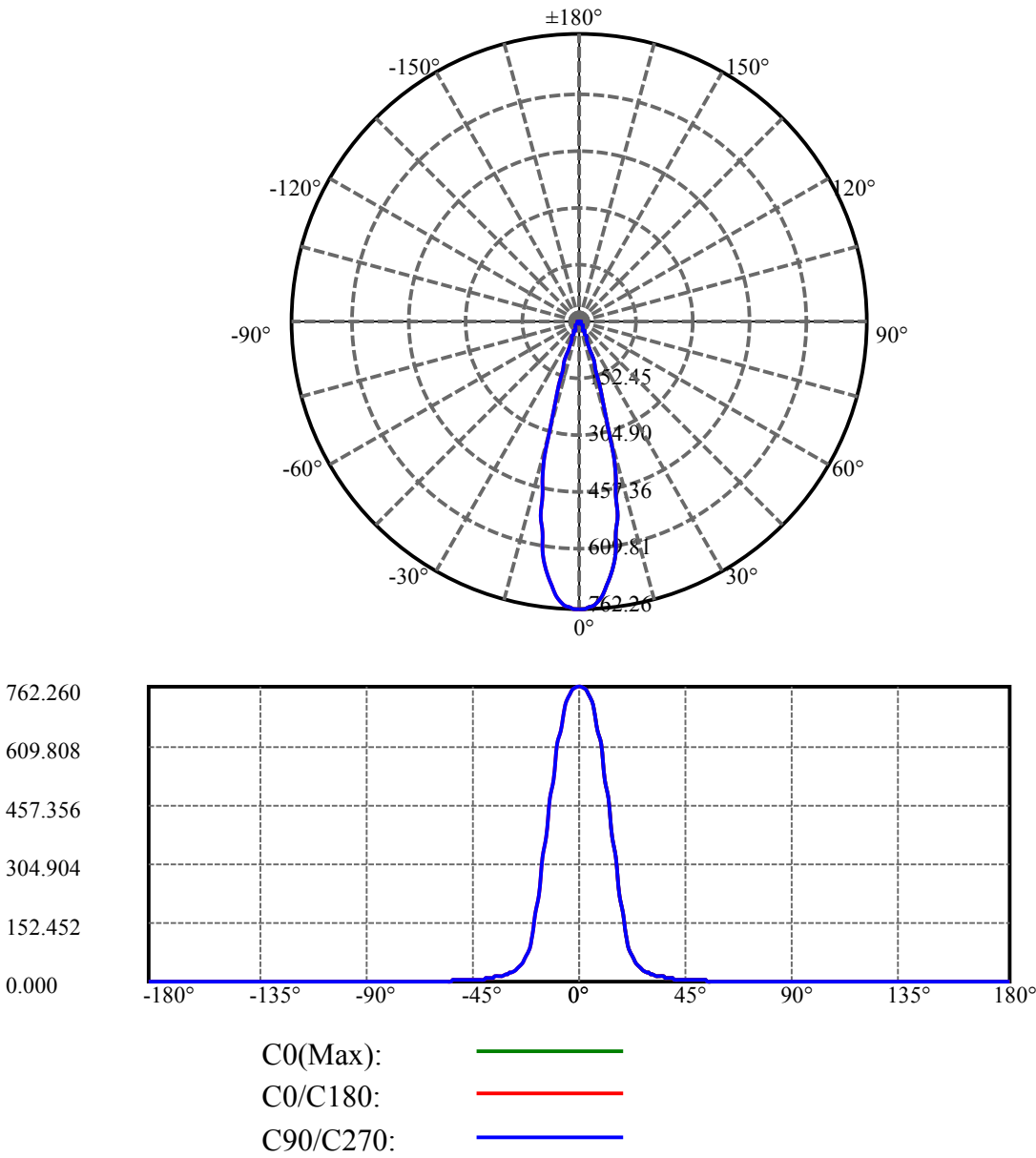
Beam angle of C0 plane : 27.63

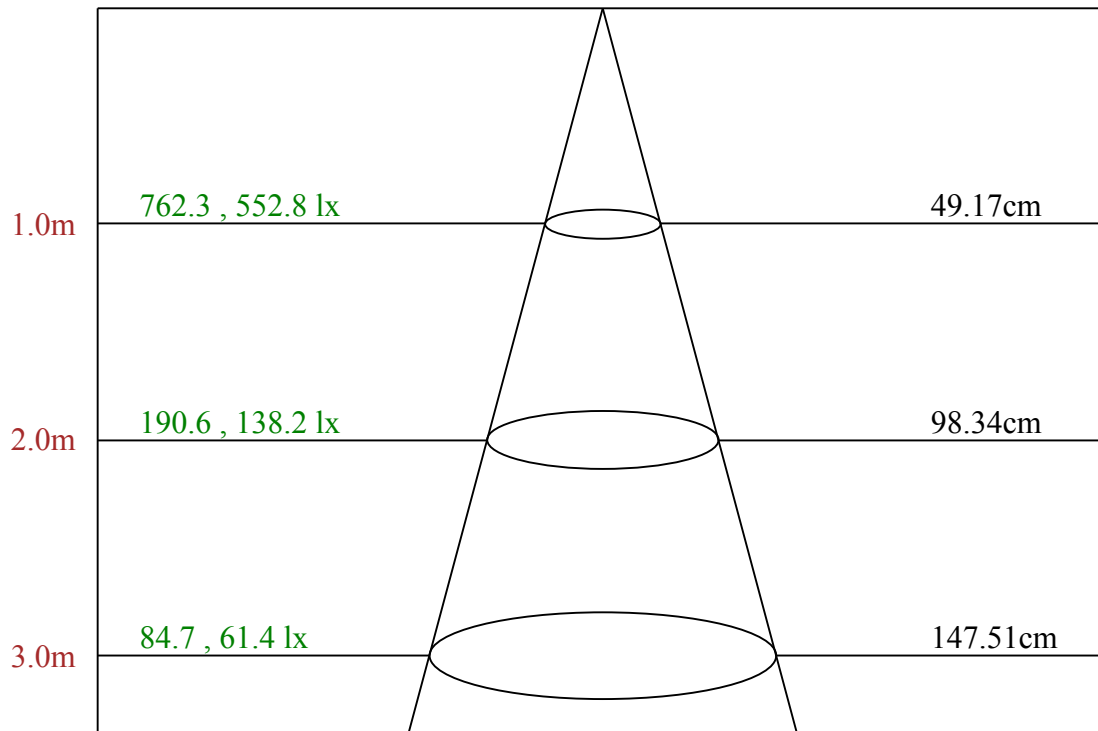
Average BeamAngle(IEC 61341): 27.63

Equipment: equipamento lumini
Temperature(°C): 25.5

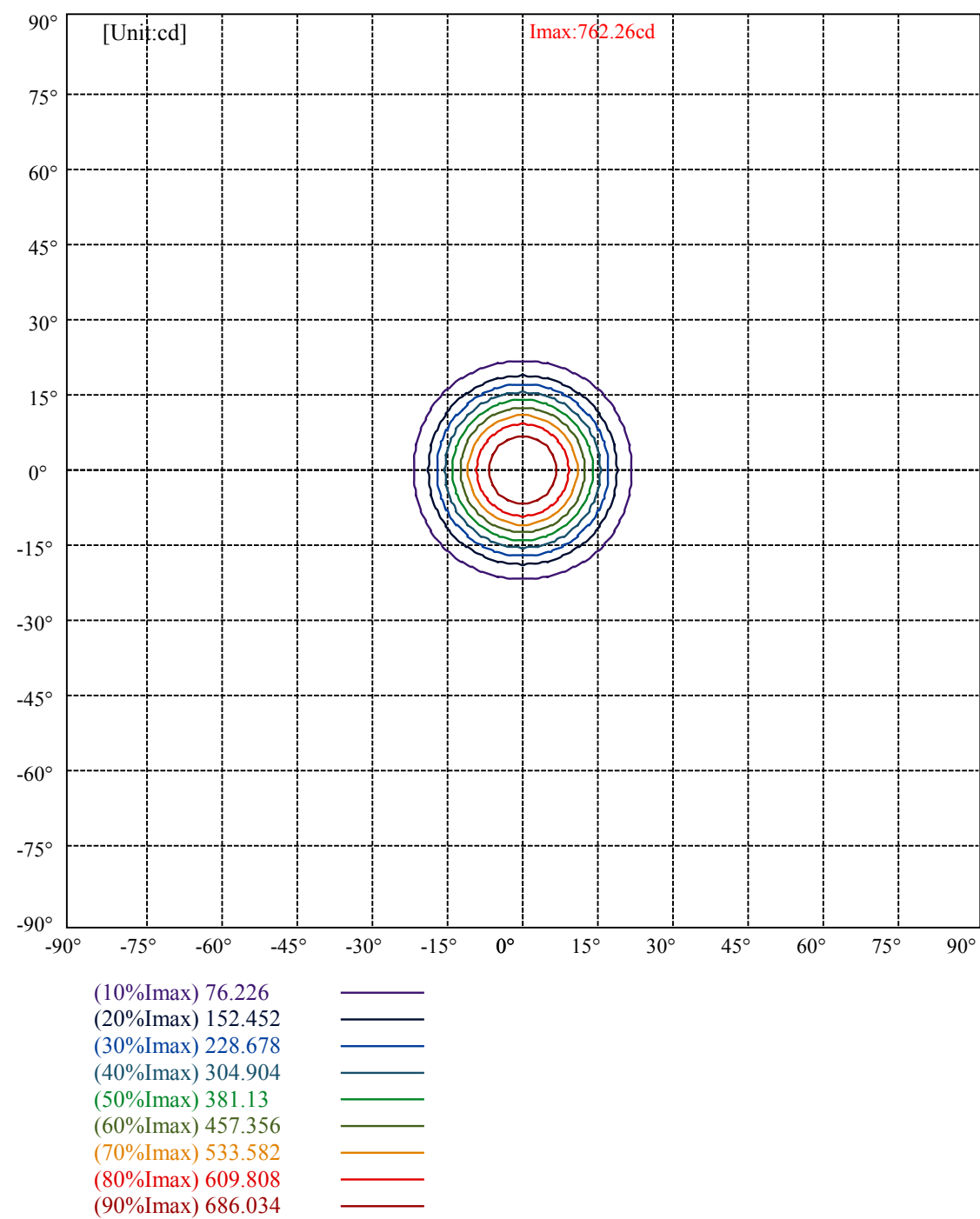
Date: 30/01/2025
Humidity(%): 55.0%

Operator: 01
Distance(m): 6.90





Max , Ave Beam angle of C0 plane 27.63



lumini

Luminance Limiting Curve(no luminous side)

Appendix Page: 5 Total:6

Luminance Table

γ	45	50	55	60	65	70	75	80	85
C0	5133	3908	3115	2358	2193	2378	2844	3676	6557
C45	5133	3908	3115	2358	2193	2378	2844	3676	6557
C90	5133	3908	3115	2358	2193	2378	2844	3676	6557

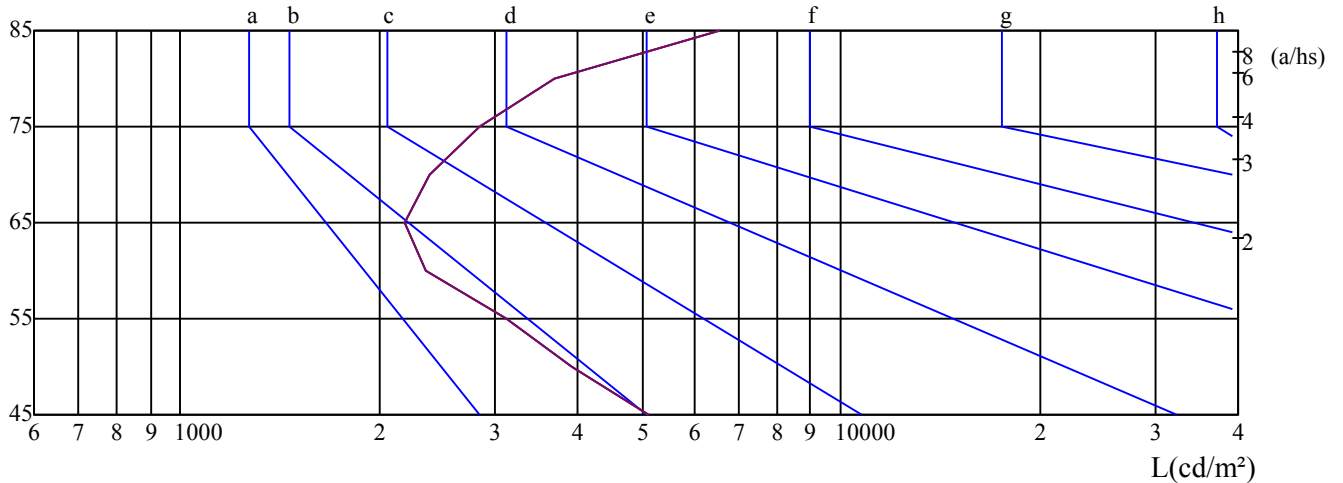
L(Hor)(65)	L(Ver)(65)	L45(65)	L(Hor)(75)	L(Ver)(75)	L45(75)	L(Hor)(85)	L(Ver)(85)	L45(85)
2193	2193	2193	2844	2844	2844	6557	6557	6557

Glare Table

Glare	Quality	Service Values Illuminance(lx)							
1.15	A	2000	1000	500	≤ 300				
1.5	B		2000	1000	500	≤ 300			
1.85	C			2000	1000	500	≤ 300		
2.2	D				2000	1000	500	≤ 300	
2.55	E					2000	1000	500	≤ 300
		a	b	c	d	e	f	g	h

Luminance Limiting Curve

$\gamma(^{\circ})$



C0 —

C45 —

C90 —

Equipment: equipamento lumini
Temperature($^{\circ}\text{C}$): 25.5

Date: 30/01/2025
Humidity(%): 55.0%

Operator: 01
Distance(m): 6.90

Illumination assessment according UGR											
Rf of Ceiling		70	70	50	50	30	70	70	50	50	30
Rf of Wall		50	30	50	30	30	50	30	50	30	30
Rf of Floor		20	20	20	20	20	20	20	20	20	20
Room dimensions		Viewed crosswise					Viewed endwise				
X	Y										
2H	2H	9.68	10.60	10.09	10.96	11.33	10.15	11.07	10.56	11.43	11.81
	3H	10.20	11.02	10.63	11.40	11.80	10.66	11.48	11.09	11.86	12.26
	4H	10.64	11.39	11.08	11.80	12.22	11.06	11.81	11.50	12.22	12.64
	6H	11.33	12.02	11.79	12.45	12.90	11.69	12.38	12.15	12.80	13.25
	8H	11.76	12.42	12.22	12.85	13.31	12.07	12.74	12.54	13.17	13.63
	12H	12.29	12.92	12.76	13.36	13.83	12.65	13.28	13.12	13.72	14.19
4H	2H	9.74	10.50	10.18	10.90	11.32	10.16	10.92	10.61	11.32	11.74
	3H	10.46	11.10	10.93	11.54	12.01	10.86	11.49	11.32	11.93	12.40
	4H	11.16	11.71	11.64	12.18	12.68	11.51	12.06	11.98	12.52	13.02
	6H	12.07	12.56	12.59	13.05	13.56	12.36	12.84	12.87	13.34	13.84
	8H	12.69	13.14	13.21	13.64	14.16	12.93	13.38	13.46	13.88	14.41
	12H	13.42	13.84	13.95	14.33	14.90	13.72	14.14	14.25	14.63	15.20
8H	4H	11.40	11.85	11.93	12.35	12.88	11.71	12.16	12.23	12.66	13.18
	6H	12.58	12.95	13.13	13.47	14.03	12.83	13.19	13.37	13.71	14.28
	8H	13.46	13.77	14.03	14.33	14.87	13.66	13.97	14.23	14.53	15.08
	12H	14.43	14.66	15.01	15.22	15.79	14.69	14.92	15.27	15.48	16.05
12H	4H	11.47	11.89	12.00	12.38	12.95	11.76	12.18	12.29	12.67	13.24
	6H	12.81	13.12	13.38	13.68	14.23	13.03	13.34	13.61	13.90	14.45
	8H	13.75	13.99	14.33	14.54	15.11	13.94	14.18	14.52	14.73	15.30
Variation with the observer position at spacings:											
S = 1.0H		1.8/-1.5					1.8/-1.5				
S = 1.5H		2.6/-1.5					2.6/-1.5				
S = 2.0H		3.4/-1.4					3.4/-1.4				
Standard tables:		BKBF					BKBF				
Uncorrected UGR		-2.4					-2.4				

依据CIE Publ. 117 计算 UGR, S/H = 0.25